

BLU RANGE

PROJECTION HINGE - SQUARE CORNER

Product Code: HQ45

LIT-DC-HQ45



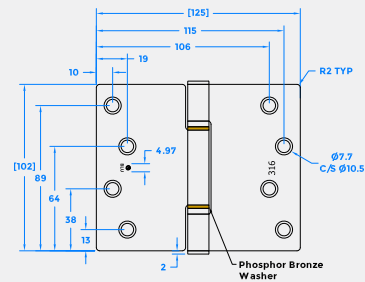
316 Marine Grade Stainless Steel Hardware Range

- High quality 316 Marine Grade Stainless Steel projection butt hinge
- Clean lined, triple knuckle butt hinge with a 3mm gap
- Self-lubricating phosphor bronze washers to ensure no messy oil leaks
- CNC precision engineered components ensure the perfect level of friction for opening & closing your door and ensure your hinge does not collapse and make your door drop
- Load Tested to support up to 160kg weight using 3 hinges
- Durability Tested to 100,000 cycles
- Ideal for use where corrosion levels are high such as coastal environments and with acidic timber
- Lifetime Guarantee

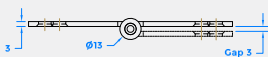
T 01726 871 025 E sales@coastal-group.com W coastal-group.com
© Coastal Specialist Ironmongery Ltd


COASTAL
Shaping the future.

Front Profile

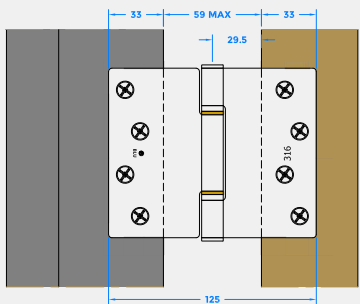


Side Profile



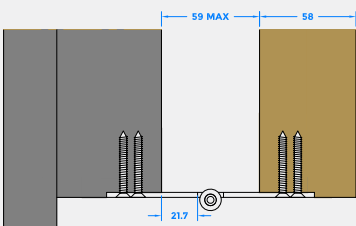
FRAME

SASH



FRAME

SASH



Visit www.coastal-group.com for CAD drawings

FINISHES:



SSS
Satin Stainless Steel



PSS
Polished Stainless Steel



PPB
PVD Polished Brass



MSB
Matt Smooth Black

PART NUMBER	PRODUCT DESCRIPTION	FINISH	UNITS
HQ45-SSS	125 x 102 x 3mm Square corner	SSS	Each
HQ45-PSS	125 x 102 x 3mm Square corner	PSS	Each
HQ45-PPB	125 x 102 x 3mm Square corner	PPB	Each
HQ45-MSB	125 x 102 x 3mm Square corner	MSB	Each

MSB Finish does not come with screws, you will need to use code FX-RHF540-8-SS-MSB



COASTAL

Shaping the future.